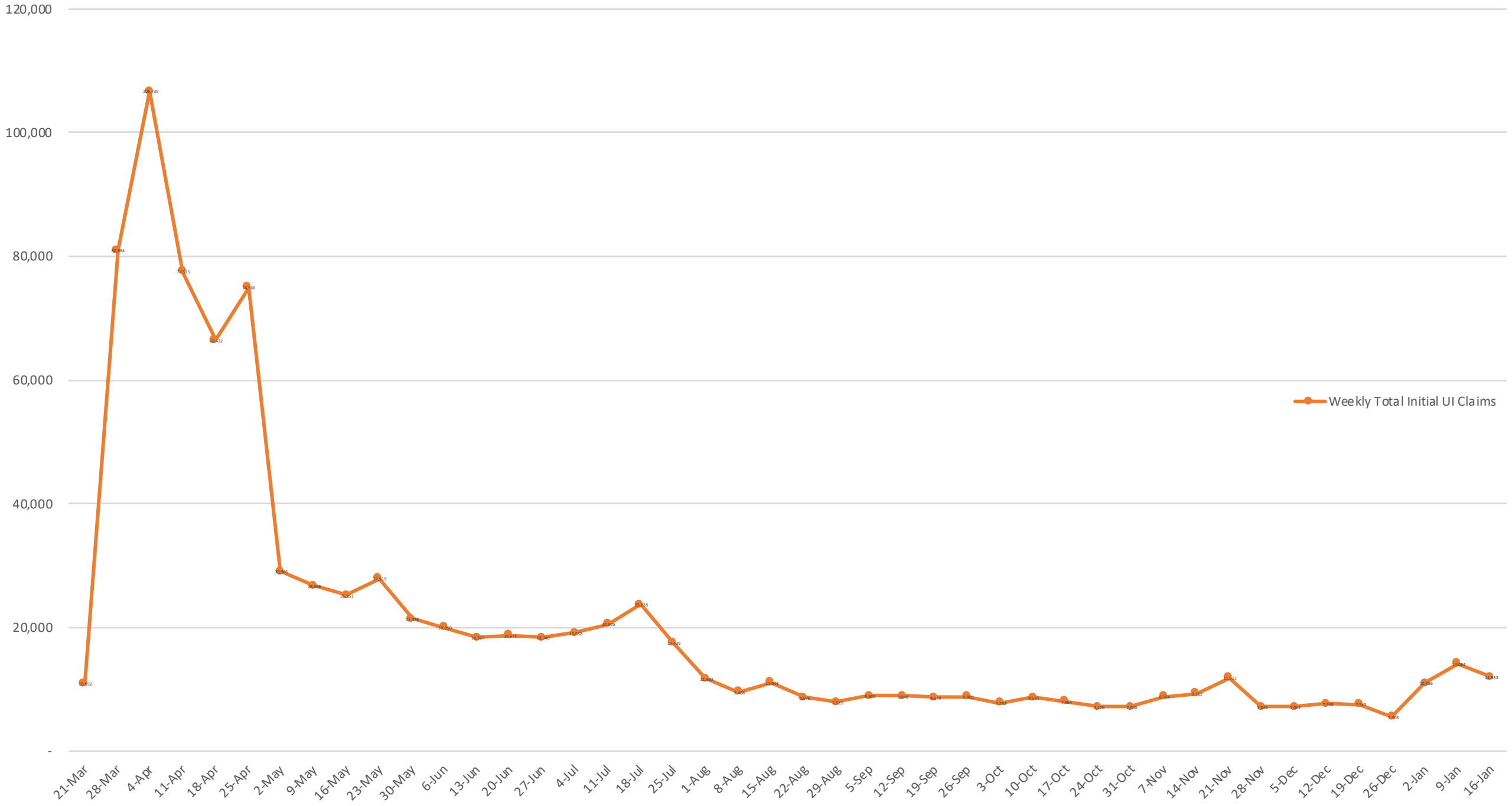
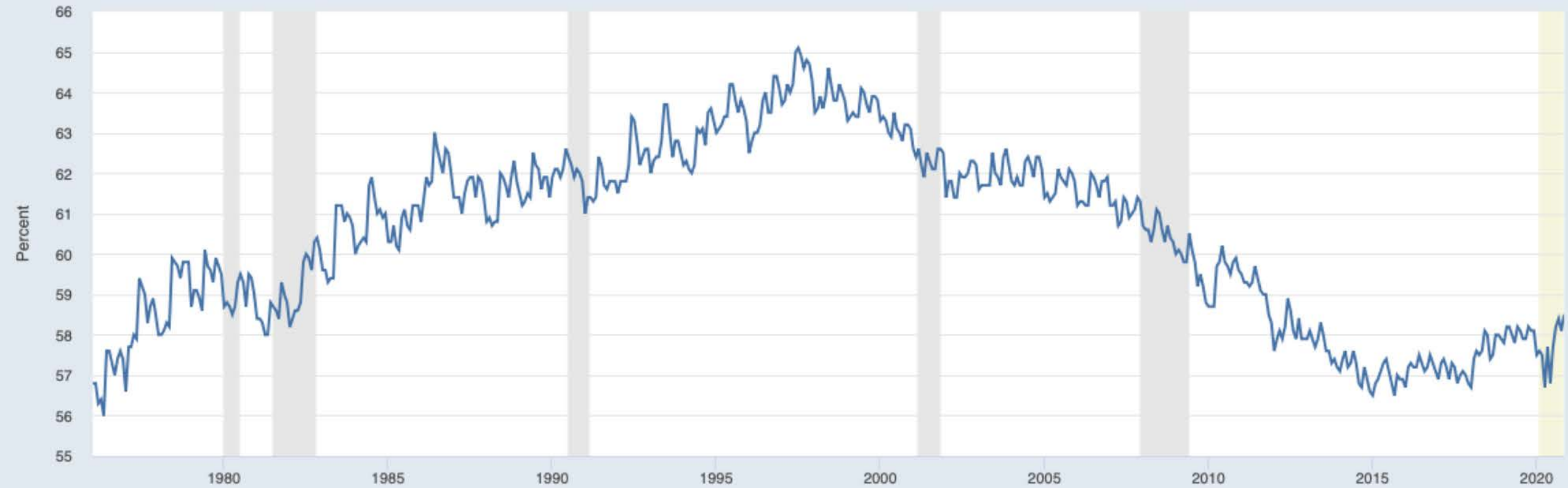




**January 2021
Workforce
Development
Update**

Weekly Total Initial UI Claims (March 21, 2020 to January 16, 2021)





U.S. recessions are shaded; the most recent end date is undecided.

Source: U.S. Bureau of Labor Statistics

fred.stlouisfed.org

CORONAVIRUS ECONOMIC AID PACKAGE

2/3 Majority Needed

**ON MOTION TO SUSPEND THE
RULES AND PASS, AS AMENDED**

	H R		6201	
	YEA	NAY	PRES	NV
DEMOCRATIC	178			54
REPUBLICAN	93	18		86
INDEPENDENT				1
TOTALS	271	18		141

U.S.
HOUSE

TIME REMAINING 4:44

C-SPAN

Summary of the Coronavirus Response and Relief Supplemental Appropriations (CRRSA) Act, 2021 (Public Law 116-260)

- On December 21, 2020, the U.S. House of Representatives, in two separate votes of 327-85 and 359-53, and the U.S. Senate, by a vote of 92-6, passed the 5,593-page Coronavirus Response and Relief Supplemental Appropriations (CRRSA) Act, 2021 (Public Law 116-260).
- President Trump signed the CRRSA Act into law on December 27, 2020. The CRRSA Act is a \$2.4 trillion omnibus appropriations bill that funds the federal government through September 30, 2021. The CRRSA Act also provides \$900 billion for the COVID-19 emergency response.
- The CRRSA Act provides additional COVID-19 relief through Division M, the Coronavirus Response and Relief Supplemental Appropriations Act, 2021, and Division N, Additional Coronavirus Response and Relief.

CORONAVIRUS ECONOMIC AID PACKAGE

2/3 Majority Needed

ON MOTION TO SUSPEND THE
RULES AND PASS, AS AMENDED

H R	6201			
	YEA	NAY	PRES	NV
DEMOCRATIC	178			54
REPUBLICAN	93	18		86
INDEPENDENT				1
TOTALS	271	18		141

U.S.
HOUSE

TIME REMAINING 4:44

C-SPAN

Education Funding—CRRSA Act, 2021 (Public Law 116-260)

Governor's Emergency Education Relief Fund (GEER) II. On January 8, 2021, Secretary DeVos informed Governor Ivey that Alabama was awarded a total of \$66,854,427 through Section 312 of the CRRSA Act, which includes \$21,352,384 for the GEER II Fund in Section 312(b) of the Coronavirus Response and Relief Supplemental Appropriations (CRRSA) Act, 2021, \$45,502,043 for the Emergency Assistance to Non-Public Schools (EANS) grants, and a maximum reservation of \$227,510 of the EANS funds for administration.

CORONAVIRUS ECONOMIC AID PACKAGE

2/3 Majority Needed

ON MOTION TO SUSPEND THE
RULES AND PASS, AS AMENDED

H R	6201			
	YEA	NAY	PRES	NV
DEMOCRATIC	178			54
REPUBLICAN	93	18		86
INDEPENDENT				1
TOTALS	271	18		141

U.S.
HOUSE

TIME REMAINING 4:44

C-SPAN

Individual and Small Business Provisions— CRRSA Act, 2021 (Public Law 116-260)

Sections 272-273. Additional 2020 recovery rebates for individuals. Provides a refundable tax credit in the amount of \$600 per eligible family member. The credit is \$600 per taxpayer (\$1,200 for married filing jointly), in addition to \$600 per qualifying child.

Section 311. Paycheck Protection Program Second Draw Loans. Creates a second loan from the PPP, called a “PPP second draw” loan for smaller and harder-hit businesses, with a maximum amount of \$2 million. To receive a PPP loan under Section 311, eligible entities must: employ not more than 300 employees; have used or will use the full amount of their first PPP; and demonstrate at least a 25 percent reduction in gross receipts in the first, second, or third quarter of 2020 relative to the same 2019 quarter. Extends the covered period for all PPP loans through March 31, 2021.

Unemployment Provisions—CRRSA Act, 2021 (Public Law 116-260)

CORONAVIRUS ECONOMIC AID PACKAGE

2/3 Majority Needed

ON MOTION TO SUSPEND THE
RULES AND PASS, AS AMENDED

H R	6201		
	YEA	NAY	PRES
DEMOCRATIC	178		NV 54
REPUBLICAN	93	18	86
INDEPENDENT			1
TOTALS	271	18	141

TIME REMAINING 4:44

U.S.
HOUSE

C-SPAN

Section 203. Extension of Federal Pandemic Unemployment Compensation. Restores the Federal Pandemic Unemployment Compensation (FPUC) supplement to all state and federal unemployment benefits at \$300 per week, starting after December 26 and ending March 14, 2021.



Section 205. Extension of Emergency State Staffing Flexibility. Extends the CARES Act provision which gave state unemployment offices temporary, emergency authority to use “non-merit” staff through March 14, 2021.

Section 261. Mixed Earner Unemployment Compensation. Provides a federally funded \$100 per week additional benefit to individuals who have at least \$5,000 a year in self-employment income but are disqualified from receiving Pandemic Unemployment Assistance because they are eligible for regular state unemployment benefits. This mixed-earner supplemental benefit would be added to the FPUC and would terminate along with it on March 14, 2021.

State Roadmap for **WORKFORCE RECOVERY**

Emerging Best Practices for Recovery



Alabama — The Office of Alabama Governor Kay Ivey, in partnership with the Federal Reserve Bank of Atlanta, launched a first-in-nation career tool that includes a benefits cliff calculator within the state workforce development career path planner. [The Dashboard for Alabamians to Visualize Income Determinations \(DAVID\)](#) will help individuals understand which career pathways will help them achieve self-sufficiency and overcome the potential loss of public assistance based on their income, region, occupation and family dynamics.  



**WORKFORCE
INNOVATION
NETWORK**



To view your region's profile, visit: <https://alabamaworks.com/regionalprofiles/>



Regional Workforce Council Profile

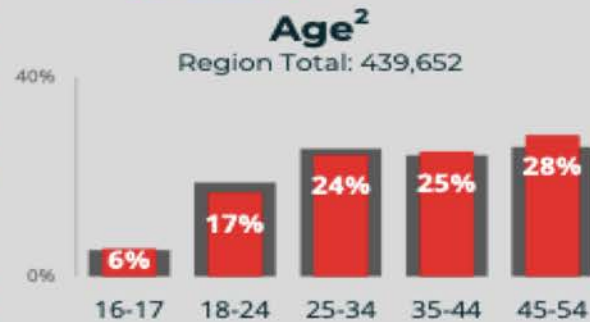
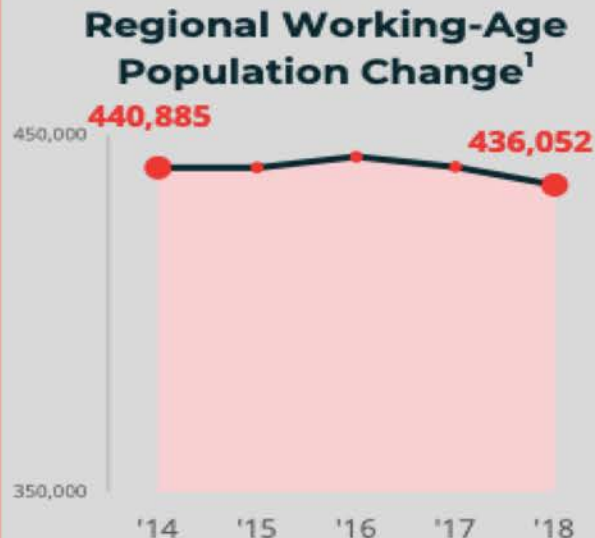
REGION ONE



Under the leadership of Governor Kay Ivey, Alabama set the ambitious attainment goal of adding 500,000 credentialed Alabamians to the labor force, surpassing the national labor force participation rate and returning to pre-pandemic employment levels. Reaching these goals requires understanding the differences across Alabama's seven workforce regions and expanding place-based strategies that serve the education and workforce needs of our communities. In this profile, we present key data points on the Region One workforce and on the workforce ecosystem, which help provide a foundation for achieving the state's attainment goal.

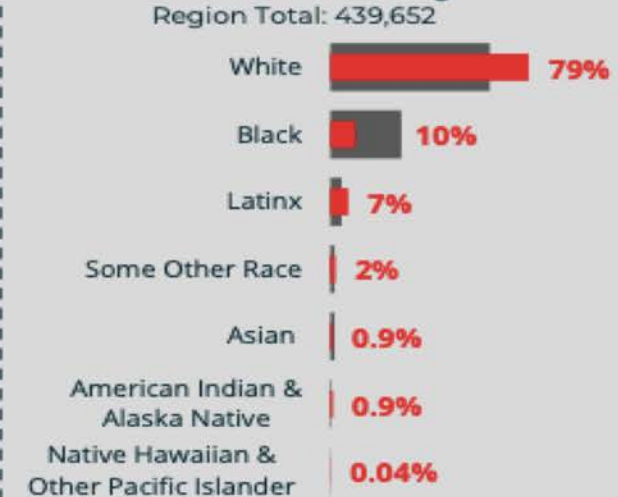
Understanding Your Workforce AGES 16-54

REGION vs STATE



Race & Ethnicity²

Region Total: 439,652



Living in Poverty²

16% REGION vs **18%** STATE